

Scaled data based on original data using
LM-79-08 Approved Method: Electrical and Photometric Measurements of Solid-
State Lighting Products

Test Report Prepared for
Cooper Lighting Solutions
(formerly Eaton)

Brand: McGRAW-EDISON

Report Number: P226660

Luminaire Tested: **ISW-AF-600-LED-E1-T4W**

Issue Date: 3/3/2020

Test Information

Test Method: LM-79-08
Report Number: P226660
TEST IS SCALED FROM IESNA LM-79-08 TEST DATA (P35944)
Test Lab: INNOVATION CENTER-P3
Issue Date: 3/3/2020
Manufacturer: COOPER LIGHTING SOLUTIONS (FORMERLY EATON)
Product Line: MCGRAW-EDISON
Catalog Number: ISW-AF-600-LED-E1-T4W
Description: IMPACT ELITE LED WEDGE LUMINAIRE
LIGHT SQUARE WITH ACCULED OPTICS-TYPE IV WIDE
Light Source: (16) 4000K CCT, 70 CRI LEDs
Ballast/Driver: ELECTRONIC DRIVER

Summary

Lumens per Lamp: N/A
Luminaire Lumens: 4189 lumens
Efficiency: N/A
Efficacy: 124.3 lumens/watt
Luminous Opening: Rectangular (W 0.5' x L: 0.5' x H: 0')
IES Classification: Type IV - Medium - Semi-Cutoff
BUG Rating: B1 - U1 - G1

Input Watts (W): 33.7
Input Voltage (V): 120
Input Current (Ain): NR
Voltage Rise (V): NR
Power Factor: NR
Total Harmonic Distortion (THDi): NR
Frequency (hertz): 60
Stabilization Time: NR
Operation Time: NR
Ambient Temperature (°C): NR
Test Distance: 25 FT

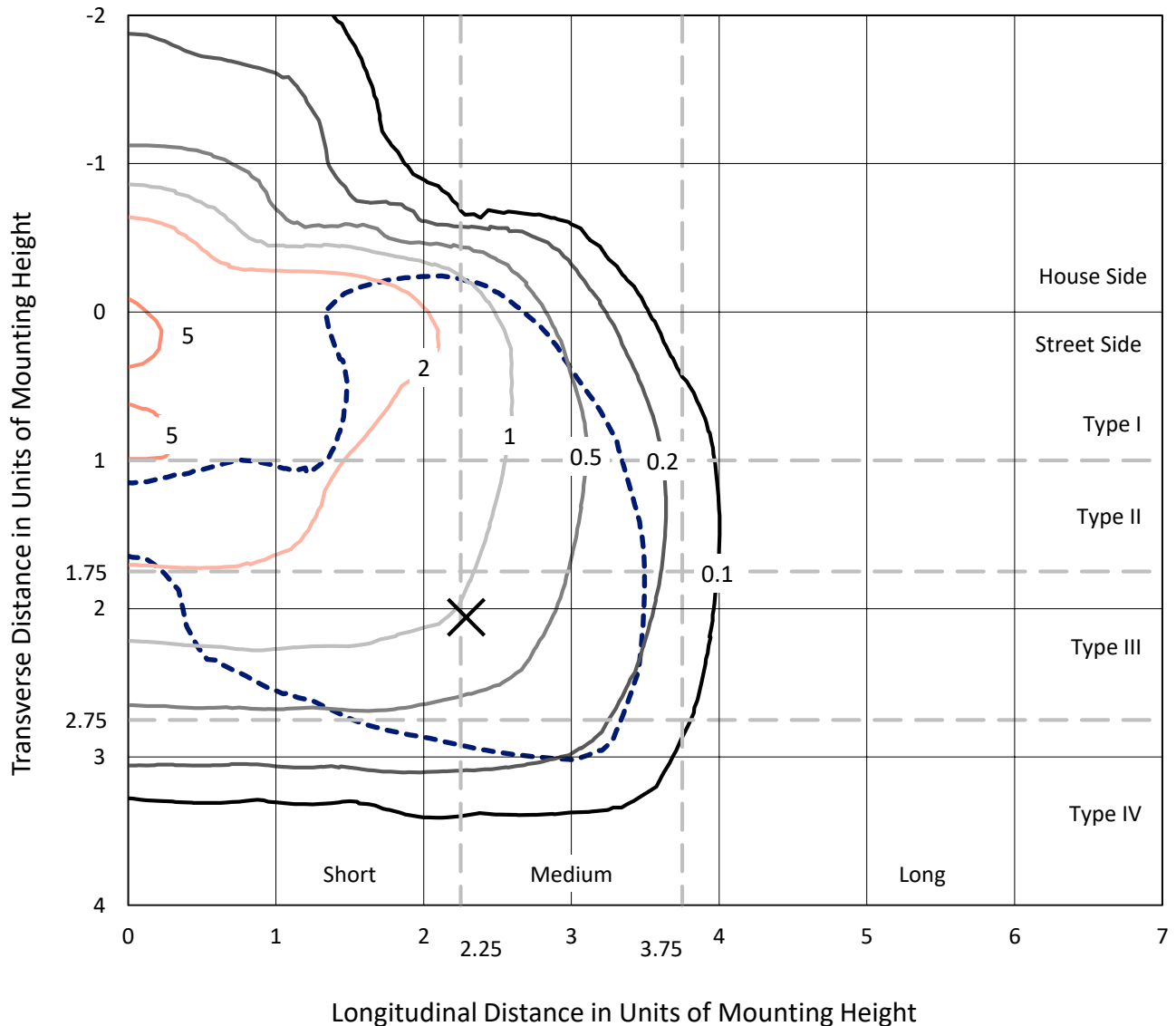


REPORT NUMBER: P226660

CATALOG NUMBER: ISW-AF-600-LED-E1-T4W

Iso-Footcandle Lines of Horizontal Illumination

× Max cd
 - - - 1/2 Max cd

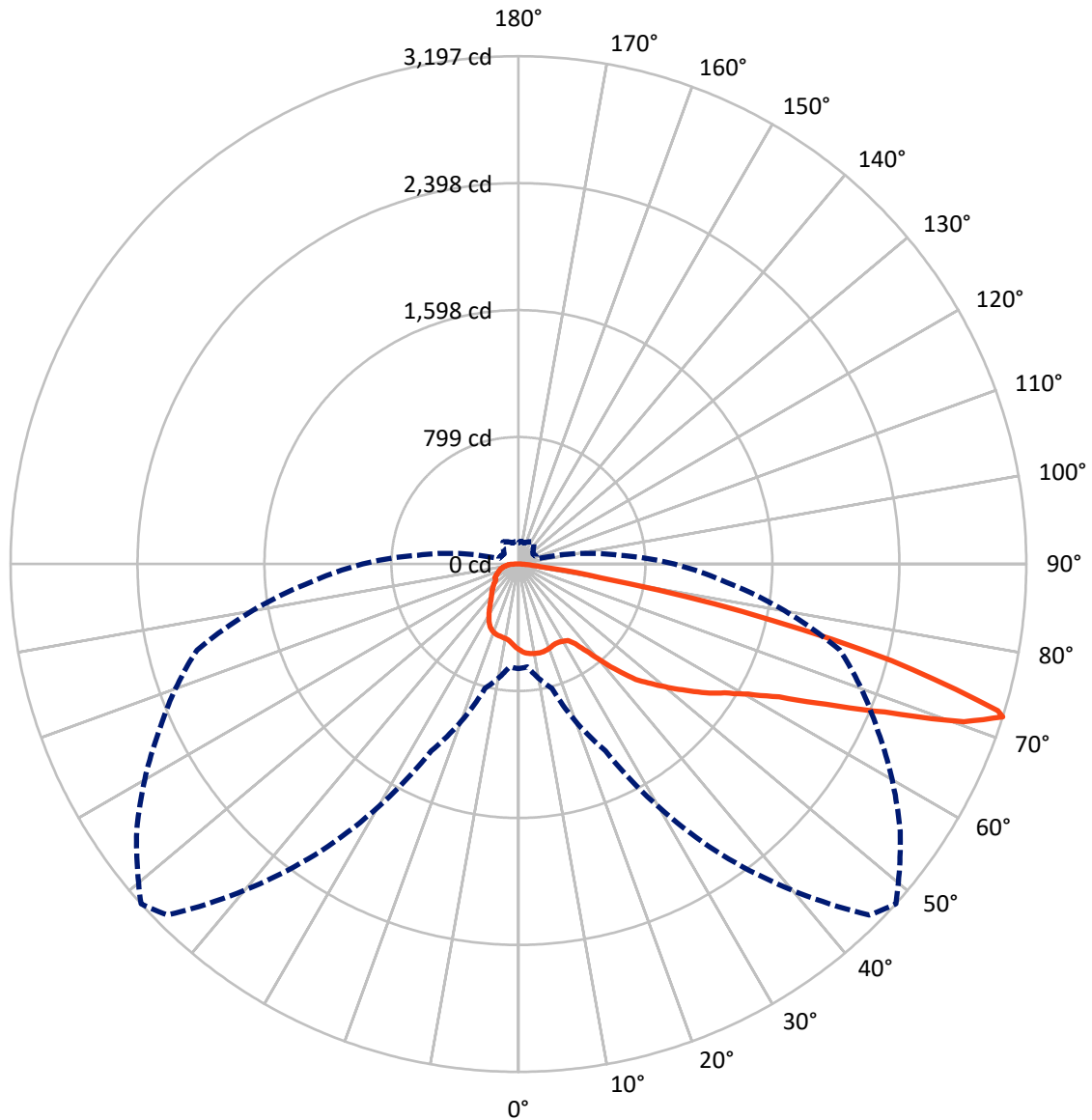


Based on 10 foot mounting height. Maximum calculated value = 6 fc
 Type IV - Medium - Semi-Cutoff

REPORT NUMBER: P226660

CATALOG NUMBER: ISW-AF-600-LED-E1-T4W

Luminous Intensity Polar Plot



— Vertical Plane Through 48-Deg Lateral - - - Horizontal Cone Through 72-Deg Vertical

REPORT NUMBER: P226660

CATALOG NUMBER: ISW-AF-600-LED-E1-T4W

FLUX DISTRIBUTION:

		Downward	Upward	Total
House Side	Lumens	909.8	1.9	911.7
	% Fixture	21.7	0.0	21.8
Street Side	Lumens	3276.6	0.7	3277.3
	% Fixture	78.2	0.0	78.2
Total	Lumens	4186.5	2.5	4189.0
	% Fixture	99.9	0.1	100.0

Coefficient of Utilization

ZONAL LUMENS:

Zone	Lumens	% Fixture
0°-10°	50.9	1.2
10°-20°	148.8	3.6
20°-30°	229.5	5.5
30°-40°	344.0	8.2
40°-50°	572.9	13.7
50°-60°	895.2	21.4
60°-70°	1182.5	28.2
70°-80°	684.1	16.3
80°-90°	78.4	1.9
90°-100°	2.5	0.1
100°-110°	0.0	0.0
110°-120°	0.0	0.0
120°-130°	0.0	0.0
130°-140°	0.0	0.0
140°-150°	0.0	0.0
150°-160°	0.0	0.0
160°-170°	0.0	0.0
170°-180°	0.0	0.0
0°-90°	4186.5	99.9
0°-180°	4189.0	100.0



REPORT NUMBER: P226660

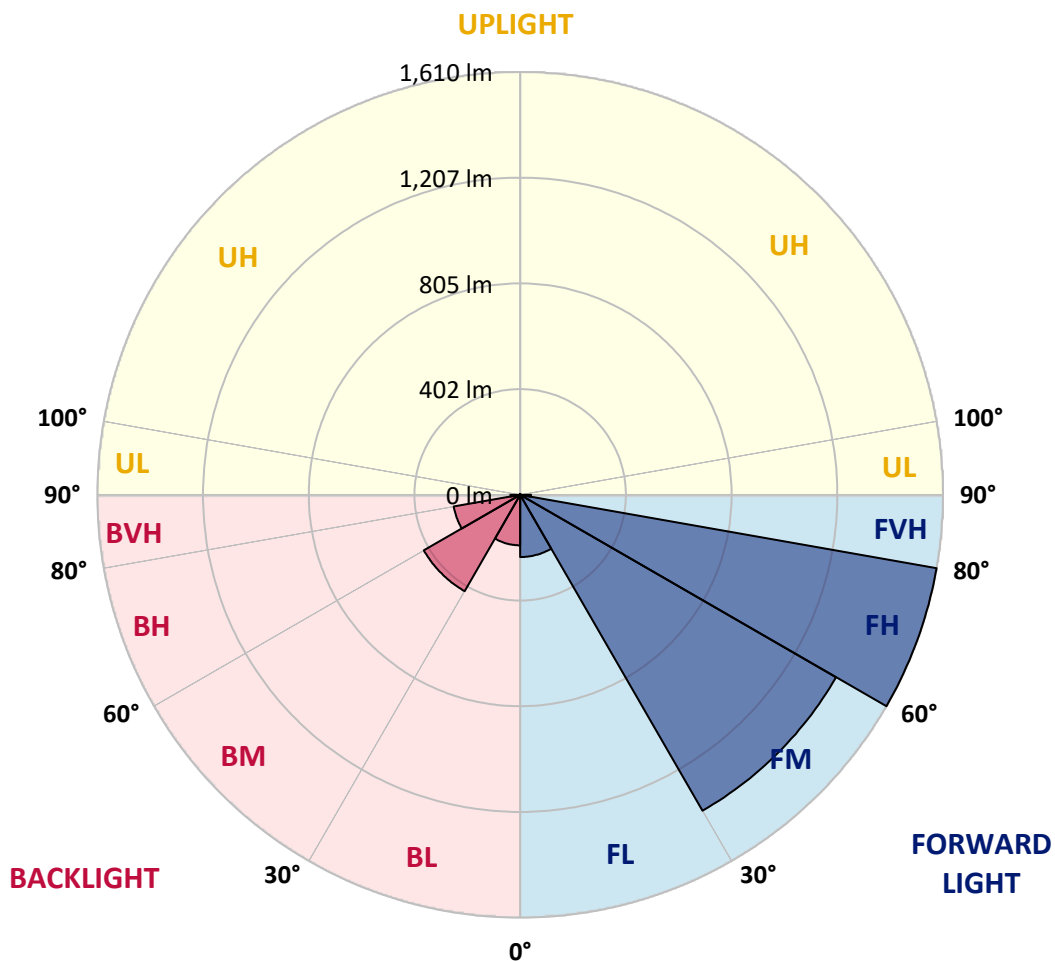
CATALOG NUMBER: ISW-AF-600-LED-E1-T4W

LUMINAIRE CLASSIFICATION SYSTEM LUMEN TABLE AND BUG RATING:

Zone		Lumens	% Fixture	Zone Rating/Lumen Limit		
				B	U	G
FL	(0°-30°)	236.8	5.7			
FM	(30°-60°)	1388.8	33.2			
FH	(60°-80°)	1609.9	38.4			G1/1800
FVH	(80°-90°)	41.2	1.0			G1/100
BL	(0°-30°)	192.5	4.6	B1/500		
BM	(30°-60°)	423.4	10.1	B1/1000		
BH	(60°-80°)	256.7	6.1	B1/500		G1/500
BVH	(80°-90°)	37.3	0.9			G1/100
UL	(90°-100°)	2.5	0.1		U1/10	
UH	(100°-180°)	1.9	0.0		U1/10	

BUG Rating: B1-U1-G1

Type IV Medium





REPORT NUMBER: P226660

CATALOG NUMBER: ISW-AF-600-LED-E1-T4W

CANDELA DISTRIBUTION (FULL):

	0°	5°	15°	25°	35°	45°	48°	55°	65°	75°	85°
0°	538.9	538.9	538.9	538.9	538.9	538.9	538.9	538.9	538.9	538.9	538.9
2.5°	567.4	566.8	566.8	562.0	560.2	557.1	554.6	551.1	547.4	543.2	537.7
5°	594.7	596.6	594.1	586.9	577.8	568.0	564.4	555.9	544.3	534.1	524.3
7.5°	620.9	621.5	614.8	602.7	588.7	573.6	568.7	557.1	544.3	530.4	516.4
10°	639.8	640.4	630.6	613.7	594.7	577.8	572.3	560.8	544.9	529.8	512.2
12.5°	650.7	651.3	636.7	619.1	596.6	579.6	574.7	562.6	546.2	526.7	507.3
15°	648.9	650.7	638.5	619.1	595.4	580.2	574.2	563.9	543.2	523.8	503.1
17.5°	636.7	639.1	629.4	608.1	589.3	577.1	570.5	560.2	540.1	519.5	496.9
20°	613.1	616.0	611.8	591.2	578.4	568.7	564.4	554.6	535.8	514.5	491.5
22.5°	586.3	589.3	588.1	571.1	565.0	560.2	555.9	548.6	532.2	511.0	489.1
25°	566.8	569.3	567.4	552.9	554.6	554.6	552.3	546.8	531.6	512.2	489.1
27.5°	599.0	599.0	583.3	553.5	550.4	555.9	554.6	551.7	539.5	518.2	494.0
30°	716.9	707.8	679.2	604.5	566.2	563.9	563.2	561.4	550.4	531.6	509.1
32.5°	848.7	839.6	805.6	712.1	632.5	580.2	574.7	575.3	572.3	554.6	532.2
35°	966.0	964.7	938.0	836.6	735.1	637.9	616.0	601.5	600.3	593.0	575.3
37.5°	1060.8	1060.8	1063.3	947.8	846.3	729.7	692.6	646.4	646.4	642.2	631.3
40°	1168.9	1173.7	1179.3	1048.6	965.4	839.0	797.1	727.2	705.9	712.7	715.0
42.5°	1311.1	1317.2	1313.5	1173.2	1074.1	969.7	918.0	833.6	781.3	792.3	817.7
45°	1407.1	1409.5	1435.6	1303.1	1210.9	1080.2	1036.5	920.5	868.8	891.3	936.2
47.5°	1515.8	1521.9	1526.1	1450.9	1371.3	1205.3	1125.1	1004.8	971.5	1005.5	1076.6
50°	1622.2	1614.2	1625.8	1622.7	1523.1	1316.5	1221.2	1083.8	1086.3	1132.5	1249.1
52.5°	1714.5	1687.8	1714.5	1747.9	1718.8	1430.8	1319.6	1176.8	1212.1	1268.6	1452.7
55°	1785.6	1721.2	1766.1	1861.0	1854.2	1531.7	1432.0	1300.8	1359.7	1436.8	1699.9
57.5°	1640.4	1648.3	1772.3	1936.9	1933.8	1633.7	1530.4	1455.7	1528.0	1614.2	1992.7
60°	1504.9	1540.2	1731.5	1949.0	1989.1	1744.8	1662.8	1631.9	1698.7	1803.8	2273.4
62.5°	1433.2	1466.6	1665.3	1926.5	2077.2	1909.5	1840.9	1817.2	1908.3	2026.2	2523.7
65°	1455.7	1476.3	1661.1	1960.6	2178.7	2158.6	2128.9	2089.4	2134.9	2245.5	2636.8
67.5°	1392.5	1426.5	1625.8	2020.7	2363.9	2462.3	2487.3	2444.8	2406.5	2391.4	2472.1
70°	1036.5	1069.3	1278.3	1772.3	2515.8	2989.8	2974.5	2832.3	2574.8	2359.7	1931.4
72°	658.6	649.5	809.3	1298.3	2236.4	3125.2	3196.9	2933.8	2498.3	2095.4	1311.7
72.5°	478.7	521.9	671.4	1154.3	2124.6	3051.1	3155.6	2901.0	2398.0	1979.4	1153.7
75°	116.6	123.4	161.0	413.8	1244.2	2295.9	2427.2	2241.3	1750.4	1175.0	511.6
77.5°	79.0	82.0	106.3	145.8	365.7	1309.3	1440.5	1237.6	783.2	399.8	227.8
80°	58.9	60.8	77.1	103.3	151.9	446.5	526.7	418.6	195.0	221.8	162.2
82.5°	41.3	42.6	58.3	75.9	100.9	104.5	139.1	153.7	126.3	145.2	94.8
85°	28.5	28.5	42.6	52.3	63.8	51.7	55.2	77.1	85.6	86.2	57.7
87.5°	15.1	17.0	25.0	33.5	33.5	23.7	26.1	39.5	48.0	51.7	34.7
90°	5.4	5.4	10.3	12.8	7.9	6.0	5.4	7.9	11.6	16.4	10.9
92.5°	0.0	0.0	0.0	0.0	0.0	0.0	0.0	0.0	0.0	0.0	0.0
95°	0.0	0.0	0.0	0.0	0.0	0.0	0.0	0.0	0.0	0.0	0.0
97.5°	0.0	0.0	0.0	0.0	0.0	0.0	0.0	0.0	0.0	0.0	0.0
100°	0.0	0.0	0.0	0.0	0.0	0.0	0.0	0.0	0.0	0.0	0.0
102.5°	0.0	0.0	0.0	0.0	0.0	0.0	0.0	0.0	0.0	0.0	0.0
105°	0.0	0.0	0.0	0.0	0.0	0.0	0.0	0.0	0.0	0.0	0.0
107.5°	0.0	0.0	0.0	0.0	0.0	0.0	0.0	0.0	0.0	0.0	0.0



REPORT NUMBER: P226660

CATALOG NUMBER: ISW-AF-600-LED-E1-T4W

CANDELA DISTRIBUTION (continued):

	0°	5°	15°	25°	35°	45°	48°	55°	65°	75°	85°
110°	0.0	0.0	0.0	0.0	0.0	0.0	0.0	0.0	0.0	0.0	0.0
112.5°	0.0	0.0	0.0	0.0	0.0	0.0	0.0	0.0	0.0	0.0	0.0
115°	0.0	0.0	0.0	0.0	0.0	0.0	0.0	0.0	0.0	0.0	0.0
117.5°	0.0	0.0	0.0	0.0	0.0	0.0	0.0	0.0	0.0	0.0	0.0
120°	0.0	0.0	0.0	0.0	0.0	0.0	0.0	0.0	0.0	0.0	0.0
122.5°	0.0	0.0	0.0	0.0	0.0	0.0	0.0	0.0	0.0	0.0	0.0
125°	0.0	0.0	0.0	0.0	0.0	0.0	0.0	0.0	0.0	0.0	0.0
127.5°	0.0	0.0	0.0	0.0	0.0	0.0	0.0	0.0	0.0	0.0	0.0
130°	0.0	0.0	0.0	0.0	0.0	0.0	0.0	0.0	0.0	0.0	0.0
132.5°	0.0	0.0	0.0	0.0	0.0	0.0	0.0	0.0	0.0	0.0	0.0
135°	0.0	0.0	0.0	0.0	0.0	0.0	0.0	0.0	0.0	0.0	0.0
137.5°	0.0	0.0	0.0	0.0	0.0	0.0	0.0	0.0	0.0	0.0	0.0
140°	0.0	0.0	0.0	0.0	0.0	0.0	0.0	0.0	0.0	0.0	0.0
142.5°	0.0	0.0	0.0	0.0	0.0	0.0	0.0	0.0	0.0	0.0	0.0
145°	0.0	0.0	0.0	0.0	0.0	0.0	0.0	0.0	0.0	0.0	0.0
147.5°	0.0	0.0	0.0	0.0	0.0	0.0	0.0	0.0	0.0	0.0	0.0
150°	0.0	0.0	0.0	0.0	0.0	0.0	0.0	0.0	0.0	0.0	0.0
152.5°	0.0	0.0	0.0	0.0	0.0	0.0	0.0	0.0	0.0	0.0	0.0
155°	0.0	0.0	0.0	0.0	0.0	0.0	0.0	0.0	0.0	0.0	0.0
157.5°	0.0	0.0	0.0	0.0	0.0	0.0	0.0	0.0	0.0	0.0	0.0
160°	0.0	0.0	0.0	0.0	0.0	0.0	0.0	0.0	0.0	0.0	0.0
162.5°	0.0	0.0	0.0	0.0	0.0	0.0	0.0	0.0	0.0	0.0	0.0
165°	0.0	0.0	0.0	0.0	0.0	0.0	0.0	0.0	0.0	0.0	0.0
167.5°	0.0	0.0	0.0	0.0	0.0	0.0	0.0	0.0	0.0	0.0	0.0
170°	0.0	0.0	0.0	0.0	0.0	0.0	0.0	0.0	0.0	0.0	0.0
172.5°	0.0	0.0	0.0	0.0	0.0	0.0	0.0	0.0	0.0	0.0	0.0
175°	0.0	0.0	0.0	0.0	0.0	0.0	0.0	0.0	0.0	0.0	0.0
177.5°	0.0	0.0	0.0	0.0	0.0	0.0	0.0	0.0	0.0	0.0	0.0
180°	0.0	0.0	0.0	0.0	0.0	0.0	0.0	0.0	0.0	0.0	0.0



REPORT NUMBER: P226660

CATALOG NUMBER: ISW-AF-600-LED-E1-T4W

CANDELA DISTRIBUTION (continued):

	90°	95°	105°	115°	125°	135°	145°	155°	165°	175°	180°
0°	538.9	538.9	538.9	538.9	538.9	538.9	538.9	538.9	538.9	538.9	538.9
2.5°	536.4	532.9	527.9	525.5	524.3	521.9	519.5	518.2	518.2	515.8	516.4
5°	519.5	514.0	507.3	502.5	501.9	501.9	503.1	503.1	503.7	501.9	504.3
7.5°	511.0	504.8	495.1	489.7	485.4	484.8	487.2	492.1	494.5	492.8	495.1
10°	504.8	498.2	487.2	480.6	477.5	476.3	478.1	483.0	490.9	490.9	493.4
12.5°	498.8	490.3	479.4	474.4	472.1	472.7	475.1	478.7	487.2	490.3	491.5
15°	492.8	483.0	473.9	467.2	467.2	469.0	472.1	476.3	484.3	489.7	490.9
17.5°	486.6	476.9	469.0	463.6	463.6	466.0	469.0	474.4	480.0	487.8	487.8
20°	481.2	473.3	463.0	458.1	457.5	459.3	463.0	468.4	472.7	480.6	481.2
22.5°	478.1	468.4	458.7	451.4	448.4	447.1	450.8	456.2	460.5	468.4	469.6
25°	476.9	466.0	453.9	440.5	432.6	430.2	432.0	438.6	442.3	448.4	450.2
27.5°	481.2	470.9	452.0	427.7	411.3	404.6	406.4	410.7	411.9	418.6	421.7
30°	495.7	483.7	455.6	414.4	384.5	372.5	372.5	373.1	374.8	380.3	380.9
32.5°	519.5	507.9	466.6	400.4	357.2	340.2	335.9	333.0	333.0	332.4	333.0
35°	563.2	553.5	485.4	384.5	327.4	308.6	298.3	292.9	287.3	284.9	284.4
37.5°	626.4	617.9	512.2	366.3	301.4	282.5	269.8	258.8	252.8	252.2	255.1
40°	720.6	712.1	542.0	345.7	276.4	262.5	249.1	237.5	230.9	231.5	234.6
42.5°	836.6	810.5	574.2	317.7	256.4	249.1	234.6	224.7	218.1	214.5	213.9
45°	972.1	928.3	604.5	291.6	234.6	237.5	223.6	212.7	204.2	194.5	193.2
47.5°	1141.0	1046.2	631.3	265.5	210.8	225.4	212.1	201.7	188.9	177.4	175.5
50°	1317.2	1181.7	654.3	237.5	189.6	212.1	200.5	186.5	168.9	158.6	158.6
52.5°	1520.7	1344.5	684.0	206.5	173.2	197.4	185.9	167.7	153.1	151.9	151.9
55°	1747.3	1515.2	704.7	182.3	160.4	181.7	176.2	170.7	165.8	167.0	167.7
57.5°	1984.2	1693.2	686.5	165.2	150.1	178.0	193.8	186.5	171.3	170.7	170.1
60°	2188.4	1831.8	585.6	154.4	142.2	184.1	207.8	186.5	171.3	179.2	179.8
62.5°	2322.0	1897.4	390.1	140.3	130.6	173.8	203.0	181.1	172.0	194.5	196.2
65°	2303.8	1823.8	224.2	130.6	123.4	159.8	196.2	174.4	160.4	173.2	169.5
67.5°	2032.2	1528.6	162.2	126.3	117.8	150.1	184.1	164.7	149.5	165.2	158.6
70°	1460.6	1040.8	139.7	122.8	114.3	138.5	175.5	158.6	143.4	154.4	144.0
72°	980.0	633.1	128.2	119.7	110.6	131.2	169.5	153.7	137.9	144.0	132.5
72.5°	834.1	499.4	125.1	118.5	109.4	129.4	167.7	152.5	136.7	142.8	131.9
75°	311.7	195.6	111.2	109.4	100.9	120.3	160.4	147.0	130.6	128.8	124.0
77.5°	160.4	124.0	94.8	96.6	90.5	110.0	152.5	138.5	120.3	113.6	111.2
80°	116.6	89.9	76.5	82.0	77.1	99.0	141.6	125.7	109.4	102.1	99.0
82.5°	73.6	55.9	58.3	65.0	65.6	87.5	128.8	113.0	97.2	91.1	86.2
85°	35.2	33.5	41.3	48.0	52.9	74.2	117.8	100.2	85.0	72.9	73.6
87.5°	18.8	25.5	25.0	32.2	40.7	60.8	104.5	82.0	68.0	54.7	55.2
90°	4.3	6.6	7.3	12.8	16.4	26.1	67.4	46.7	45.5	19.4	17.0
92.5°	0.0	0.0	0.0	0.0	0.0	0.0	0.0	0.0	0.0	0.0	0.0
95°	0.0	0.0	0.0	0.0	0.0	0.0	0.0	0.0	0.0	0.0	0.0
97.5°	0.0	0.0	0.0	0.0	0.0	0.0	0.0	0.0	0.0	0.0	0.0
100°	0.0	0.0	0.0	0.0	0.0	0.0	0.0	0.0	0.0	0.0	0.0
102.5°	0.0	0.0	0.0	0.0	0.0	0.0	0.0	0.0	0.0	0.0	0.0
105°	0.0	0.0	0.0	0.0	0.0	0.0	0.0	0.0	0.0	0.0	0.0
107.5°	0.0	0.0	0.0	0.0	0.0	0.0	0.0	0.0	0.0	0.0	0.0



REPORT NUMBER: P226660

CATALOG NUMBER: ISW-AF-600-LED-E1-T4W

CANDELA DISTRIBUTION (continued):

	90°	95°	105°	115°	125°	135°	145°	155°	165°	175°	180°
110°	0.0	0.0	0.0	0.0	0.0	0.0	0.0	0.0	0.0	0.0	0.0
112.5°	0.0	0.0	0.0	0.0	0.0	0.0	0.0	0.0	0.0	0.0	0.0
115°	0.0	0.0	0.0	0.0	0.0	0.0	0.0	0.0	0.0	0.0	0.0
117.5°	0.0	0.0	0.0	0.0	0.0	0.0	0.0	0.0	0.0	0.0	0.0
120°	0.0	0.0	0.0	0.0	0.0	0.0	0.0	0.0	0.0	0.0	0.0
122.5°	0.0	0.0	0.0	0.0	0.0	0.0	0.0	0.0	0.0	0.0	0.0
125°	0.0	0.0	0.0	0.0	0.0	0.0	0.0	0.0	0.0	0.0	0.0
127.5°	0.0	0.0	0.0	0.0	0.0	0.0	0.0	0.0	0.0	0.0	0.0
130°	0.0	0.0	0.0	0.0	0.0	0.0	0.0	0.0	0.0	0.0	0.0
132.5°	0.0	0.0	0.0	0.0	0.0	0.0	0.0	0.0	0.0	0.0	0.0
135°	0.0	0.0	0.0	0.0	0.0	0.0	0.0	0.0	0.0	0.0	0.0
137.5°	0.0	0.0	0.0	0.0	0.0	0.0	0.0	0.0	0.0	0.0	0.0
140°	0.0	0.0	0.0	0.0	0.0	0.0	0.0	0.0	0.0	0.0	0.0
142.5°	0.0	0.0	0.0	0.0	0.0	0.0	0.0	0.0	0.0	0.0	0.0
145°	0.0	0.0	0.0	0.0	0.0	0.0	0.0	0.0	0.0	0.0	0.0
147.5°	0.0	0.0	0.0	0.0	0.0	0.0	0.0	0.0	0.0	0.0	0.0
150°	0.0	0.0	0.0	0.0	0.0	0.0	0.0	0.0	0.0	0.0	0.0
152.5°	0.0	0.0	0.0	0.0	0.0	0.0	0.0	0.0	0.0	0.0	0.0
155°	0.0	0.0	0.0	0.0	0.0	0.0	0.0	0.0	0.0	0.0	0.0
157.5°	0.0	0.0	0.0	0.0	0.0	0.0	0.0	0.0	0.0	0.0	0.0
160°	0.0	0.0	0.0	0.0	0.0	0.0	0.0	0.0	0.0	0.0	0.0
162.5°	0.0	0.0	0.0	0.0	0.0	0.0	0.0	0.0	0.0	0.0	0.0
165°	0.0	0.0	0.0	0.0	0.0	0.0	0.0	0.0	0.0	0.0	0.0
167.5°	0.0	0.0	0.0	0.0	0.0	0.0	0.0	0.0	0.0	0.0	0.0
170°	0.0	0.0	0.0	0.0	0.0	0.0	0.0	0.0	0.0	0.0	0.0
172.5°	0.0	0.0	0.0	0.0	0.0	0.0	0.0	0.0	0.0	0.0	0.0
175°	0.0	0.0	0.0	0.0	0.0	0.0	0.0	0.0	0.0	0.0	0.0
177.5°	0.0	0.0	0.0	0.0	0.0	0.0	0.0	0.0	0.0	0.0	0.0
180°	0.0	0.0	0.0	0.0	0.0	0.0	0.0	0.0	0.0	0.0	0.0

(END OF REPORT)